

D1 - C2

CERTIFICATIONS

Preparation and changes

2019

Kerry McKinley - 2019

RIC - Great Lakes Region

Lisa McCormack

RTC - Regional Testing Coordinator



USPC Certification Page D1 - C2

D1- C2 Certification page link - **MUST BE LOGGED INTO USPC SITE**

<https://www.ponyclub.org/Certifications/LocalLevel/Certifications.aspx>

→ **What you will find on this page..for both D LEVEL and C LEVEL...**

- ◆ Standards of Proficiency (SOPS)
- ◆ Test Sheets
- ◆ Study guides
- ◆ Checklists
- ◆ Pony Club IQ
- ◆ Educational Partners
- ◆ Videos / quizzes
- ◆ Club / Center Testing Resources

How to BEST prepare for your next Certification

- READ the **Standards of Proficiency** - SOPs
- Use the **Study Guides** on USPC site
- Use the **Checklists / Flowcharts** on USPC site
- Record Book
 - ◆ New examples on USPC site
 - ◆ <https://www.ponyclub.org/Certifications/LocalLevel/CLevel/RecordBook.aspx>
 - ◆ Purpose of record book
 - another person could take over entire care / riding of horse
 - book tells ALL that is needed to care/ride for horse
- Conditioning plan
 - ◆ Read the UL manuals on this section

How to BEST prepare for your next Certification

→ KNOW what you need to bring to your testing...

- ◆ Stall card
- ◆ Bandage materials
- ◆ Thank you notes
- ◆ Blankets
- ◆ Feed Label
- ◆ Hard copy of your ...
 - Record book
 - Conditioning plan
 - Lesson plans



How to BEST prepare for your next Certification

- **Dressage test**
 - ◆ Memorize
 - ◆ practice
- Know the **heights for jumping**
 - ◆ Grid
 - ◆ Course
- Know **course** possibilities
 - ◆ Courses listed on USPC site
 - ◆ Grids listed on USPC site
- **PRACTICE - PRACTICE - PRACTICE**



Study Guides - D1 - C2 Certification

- Study Guides -
 - ◆ Updates in progress on USPC site
 - ◆ D1 - C2 levels
 - ◆ Great tool to get your ready for your HM section of testing
 - ◆ Study guides are optional - completion is not required to test

→

→ **Link for D3 Certification Study Guide**

→ <https://www.ponyclub.org/ContentDocs/Instruction/CertD/StudyGuideD3-%20new.pdf>

Screen - shot of Study Guides



D-3 STUDY GUIDE

HORSE MANAGEMENT EXPECTATIONS

The candidate should be able to demonstrate simple skills without assistance, and to discuss care of the mount, using common horse terms.

TURNOUT/TACK

- *Rider in safe and neat attire:*
 - *Collared shirt (polo, turtleneck, dress shirt or ratcatcher) with long or short sleeves,*
 - *Breeches, jodhpurs or riding tights with shirt tucked in,*
 - *Belt (if belt loops),*
 - *Tall boots or paddock boots with or without half chaps.*
 - *Pony Club pin,*
 - *Medical armband,*
 - *A properly fitted equestrian helmet, securely fastened, containing certification that it meets or exceeds the criteria established by a national or international safety body, is required to participate in any USPC activity (see USPC Policy 0800A).*
 - *Long hair neatly up or back.*
 - *Gloves, neckwear and show coat optional.*
 - *No inappropriate jewelry.*
- *Mount to be well brushed (no sweat), clean (no dirt), with feet picked out, showing farrier care. Mane and tail brushed and eyes, nose, lips, and dock wiped off.*
- *Tack to be safe – especially stitching on stirrups/airth – and clean – no jockeys or dust*

Screenshot of Study Guides

- Describe ways to know if mount is properly cooled out.

How can you tell if your pony is properly cooled out after a ride:

- 1.
- 2.
- 3.

HORSE SPORTS

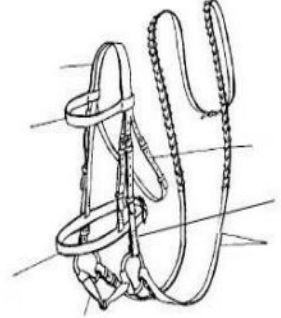
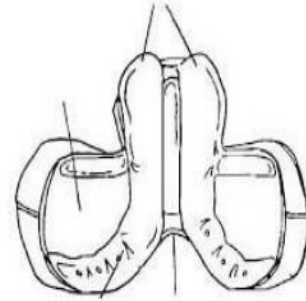
- Name two horse sports.

- 1.
- 2.

NUTRITION

- Know 3 basic rules for feeding and explain feeding schedule for own mount.


- 1.
- 2.
- 3.



- Name 3 different bits.

- 1.
- 2.
- 3.

Here are a few bits that you might have come across:



Loose Ring Snaffle

Eggbutt Snaffle

Screen shot of lesson plans / quizzes

Quizzes, Videos, Etc.

Click into each topic to access quizzes, videos, study pages and other materials to help you learn more about that topic.



Bandaging



**Breeds, Parts,
Conformation &
Lameness**



Conditioning



Foot & Shoeing



**Health Care/ Vet
Knowledge**



Horse Sports



Land Conservation



**Leading &
Longing**



Nutrition



Record Book



Making your Lesson Plan

→ Lesson plans

- ◆ SOPs are standard for depth of knowledge
- ◆ Mounted and UNmounted
- ◆ USPC site has MANY examples
 - Use as a guide
 - Change to meet your style

→ Lesson Plan Link - **MUST** be logged into USPC site

- ◆ <https://www.ponyclub.org/Instructors/LessonPlans/Default.aspx>
 - Horse Management Lesson Plans
 - Mounted Lesson Plans
 - Discipline Lesson Plans

USPC Tutoring Tuesday Webinars

→ Link for Webinars / Power points

- ◆ Great information on a variety of topics
 - Safety standards
 - Championships
 - Nutrition
 - Travel safety
 - Plus much, much more....

<https://www.ponyclub.org/Members/Webinars/>



Online Study Links.....

→ Link to quizlet

◆ <https://quizlet.com/subject/pony-club-conformation/>

→ Link to Kahoot

◆ <https://kahoot.com/>



Riding Skills Folder - Mounted Meetings


→ Skills lists

- ◆ Created to share with GLR clubs - inspired from ***Sierra Pacific Region presentation***
- ◆ USE
 - To help instructors understand the skills needed for each certification
 - To help members reach their goals
 - Better understanding of what they need to work on
- ◆ “it does NOT tell the instructor how to teach the material only what skills need to be taught.” ***Sierra Pacific Region***

https://drive.google.com/open?id=18dV63gLRnFBKy9X307...vylh_XY8


Changes to Standards of Proficiency SOPS

- Consistency through all levels
- TEST SHEETS - all in one (HM / Flat / Jumping)
 - ◆ Can still take tests section separately (HM / Flat/ Jumping)
 - ◆ If use the same test sheet keep (in record book) for.....
 - Retests
 - All future sections at that certification
- Horse Management
 - ◆ Changes D1 - HA



Changes to Standards of Proficiency SOPS

- Turnout inspection NOW called Presentation
- Attire
 - ◆ Competition Attire
 - ◆ No longer called Formal / Informal
 - ◆ Discipline rulebook for descriptions on proper attire
- RIDING CHANGES
 - ◆ Dressage D2 - A
 - ◆ Show Jumping D2 - A
- NO Changes in..
 - ◆ Western discipline
 - ◆ Eventing (Traditional) riding skills
 - Will be updated in 2020



D1 -Level changes to SOPS

→ HORSE MANAGEMENT

◆ Leading / Longeing

- Put on halter safely
- Leading with walk-halt-walk transitions

◆ Health & Maintenance Record Book

- Stall Card and why it is important

◆ Stable Management

- Reasons (2) for cleaning tack

◆ Travel Safety

- Basic rules of safe riding in group; enclosed area

D1 -Level changes to SOPS

→ HORSE MANAGEMENT

◆ Nutrition

- Example of succulent (1)

◆ Conditioning

- Reason (1) for cooling out mount after exercise

◆ Land Conservation

- Different places (2) for horse activities
- Include location of your PC meetings

◆ Health Care & Veterinary Knowledge



D1 -Level changes to SOPS

→ HORSE MANAGEMENT

◆ Teaching

- Name an instructor

◆ Rider Safely

- Name 3 pieces of clothing / equipment for safety

◆ Equine Sports

- Disciplines (2) listed on USPC site



D2 -Level changes to SOPS

→ HORSE MANAGEMENT

◆ Leading / Longeing

- Lead mount correctly in tack
- Leading with walk-trot -halt transitions

◆ Bandaging

- Apply 1 protective boot & a bell boot to mount's leg with assistance from examiner

◆ Foot & Shoeing - none

◆ Breeds, Pony Parts, Colors

- Equine breeds (5)

D2 -Level changes to SOPS

→ HORSE MANAGEMENT

◆ Health & Maintenance Record Book

- Horse information & photo
- Contact information
 - Vet
 - Farrier
- Feeding information

◆ Stable Management

- Safety release knot
- Name 3 common stable vices and 1 cause for each

D2 -Level changes to SOPS

→ HORSE MANAGEMENT

- ◆ **Travel Safety** - none
- ◆ **Nutrition** - none
- ◆ **Conditioning**
 - TPR means
 - Condition of own mount (thin, fit, overweight, etc)
- ◆ **Land Conservation**
 - Places available to ride today

D2-Level changes to SOPS

→ HORSE MANAGEMENT

◆ Health Care & Veterinary Knowledge

◆ Teaching

- Reason (1) for checking girth/stirrup bars before mounting

◆ Rider Safety

- Items (3) in human first aid kit
- Items (3) on medical armband/bracelet

◆ Equine Sports

- Disciplines (3) listed on USPC site

D3 -Level changes to SOPS


→ HORSE MANAGEMENT

◆ Presentation / Turnout and Tack

- Describe proper adjustment of snaffle bridle
 - Bit

◆ Leading / Longeing

- Leading from both sides at walk
- Demo jogging mount in bridle
 - Must carry whip



D3 -Level changes to SOPS

→ HORSE MANAGEMENT

◆ Bandaging

- Apply polo wrap to front leg

◆ Foot & Shoeing

- Name 3 parts of hoof

◆ Breeds, Pony Parts, Conformation

- 5 ways to identify a mount
- 10 equine breeds
- Name one common conformation fault for each
 - Head, neck, shoulder, back, pasterns
- Location of eye's / affects vision

D3 -Level changes to SOPS

→ HORSE MANAGEMENT

◆ Health & Maintenance Record Book - 3 months

- Includes all information from previous level
- Equine dental contact
- Dated list of routine care
 - Vaccinations
 - Deworming
 - Shoeing
 - dentistry

D3 -Level changes to SOPS

→ HORSE MANAGEMENT

◆ Stable Management

- How to fit a halter

◆ Travel Safety - none

◆ Nutrition

- How feeds are measured / weighed
- Amounts per ration for mount
 - roughage
 - concentrates per ration

D3 -Level changes to SOPS

→ HORSE MANAGEMENT

◆ **Conditioning**

- Describe 2 signs that a mount might not be fit enough for the work asked

◆ **Land Conservation**

- 5 rules when riding across private land

◆ **Health Care & Veterinary Knowledge**

- Diseases (2) horse can be vaccinated against

◆ **Teaching**

- How you assisted at 1 UNmounted PC meeting

D3-Level changes to SOPS

→ HORSE MANAGEMENT

◆ Rider Safety

- Items (2) required to ride in PC mounted lesson
- Examples (2) when helmet needs to be replaced

◆ Equine Sports

- Disciplines (5) listed on USPC site

C1 -Level changes to SOPS

→ HORSE MANAGEMENT

◆ Presentation / Turnout and Tack

- Describe 3 snaffle bits
- Describe how to adjust a curb chain
- Present in COMPETITIVE attire
 - Appropriate for discipline
 - Description in discipline rulebook

◆ Leading / Longeing

- Parallel Longeing
 - Describe / explain why used
 - Demonstrate parallel leading

- Study guide

- https://www.ponyclub.org/ContentDocs/Instruction/CertULRiding/longeing_pp_2013.pdf

C1 -Level changes to SOPS

→ HORSE MANAGEMENT

◆ Bandaging

- Apply 2 stable (standing) bandages
 - Front / rear diagonal pairs

◆ Foot & Shoeing

- Identify 3 types of shoes
- Name 3 examples of bad shoeing
- Name 6 farrier tools & their use
- Causes / prevention of thrush

◆ Conformation & Unsoundness - none

C1 -Level changes to SOPS

→ HORSE MANAGEMENT

- ◆ **Health & Maintenance Record Book - 6 months**
- ◆ **Stable Management**
 - 2 internal parasites
 - 2 external parasites
 - Discuss 1 drainage and 1 absorbent bedding
- ◆ **Travel Safety**
 - 2 Documents to carry if traveling
 - 5 items on truck / trailer safety checklist
- ◆ **Nutrition - none**

C1 -Level changes to SOPS

→ HORSE MANAGEMENT

◆ Conditioning

- Define the conditioning principles: long slow distance work, interval training, inversion & recovery rate
- Describe factors to consider before a horse can begin a conditioning program
- Discuss how you would condition your horse after 1 month of time off
- See supplements in C Manual / HB-A Manual

C1 -Level changes to SOPS

→ HORSE MANAGEMENT

◆ Land Conservation

- 2 different locations near you where the land is used for 3 different activities including horseback riding

◆ Health Care & Veterinary Knowledge

- Name (3) to prevent contracting communicable diseases
- Discuss use of fecal egg test
- Discuss colic, laminitis & heaves
- Diseases - listed in SOPS
- Reason for Coggins test

C1 -Level changes to SOPS

→ HORSE MANAGEMENT

◆ Teaching

- Letter from DC/CA verifying member assisted at least 2x at unmounted Pony Club activity
- Demonstrate safety/tack inspection for D - member

C1 -Level changes to SOPS

→ HORSE MANAGEMENT

◆ Rider Safely

- List 3 ways to determine helmet fits correctly
- List 3 circumstances a helmet is required to participate in a USPC activity
- List 3 signs of heat illness

◆ Equine Sports

- Disciplines (7) listed on USPC site

C2 -Level changes to SOPS

→ HORSE MANAGEMENT

◆ Presentation / Turnout and Tack

- Describe & explain the action of 2 types of snaffle bits & 2 types of curb bits
- Present in COMPETITIVE attire
 - Appropriate for discipline
 - Description in discipline rulebook

◆ Leading / Longeing

- Discuss type & length of longe line

C2 -Level changes to SOPS

→ HORSE MANAGEMENT

◆ Bandaging

- apply one front / one rear diagonal pairs

◆ Foot & Shoeing

- Identify 5 types of shoes

◆ Conformation & Unsoundness - none

◆ Health & Maintenance Record Book - 9 months

- Mounts history if known
- Daily routine
- Tack / equipment used
- Blanketing / special care requirements

C2 -Level changes to SOPS

→ HORSE MANAGEMENT

◆ Stable Management

- Concerns (3) for pasture safety/fencing
- Name 4 ways to control internal &/or external parasites in pastures & stalls

◆ Travel Safety

- Name equine health certificates &/or documents required to travel in your state

C2 -Level changes to SOPS

→ HORSE MANAGEMENT

◆ Nutrition

- List 6 classes of nutrients
- Feed Label
 - Percent protein / fat
 - Identify source of...
 - Carbohydrates
 - Vitamin
 - minerals

C2 -Level changes to SOPS

→ HORSE MANAGEMENT

◆ Conditioning

- Put in record book
 - Discuss 1 week of riding/conditioning
- See supplements in C Manual / HB-A Manual
- Define conditioning principle

◆ Land Conservation - none

◆ Health Care & Veterinary Knowledge

- Specific diseases listed in SOPS
- Parts of mouth - parts listed in SOPS


C2 -Level changes to SOPS

→ HORSE MANAGEMENT

◆ Teaching

- Minimum of 4 hours teaching prior to test is recommended
- Describe unsafe equipment / how to fix - listed in SOPS

◆ Rider Safely

- Explain importance of heat index
 - 5 signs of concussion
 - 2 ways to cool off rider during a hot day
- 

USPC Certification Page - National Tests

National Certification page link - **MUST BE LOGGED INTO USPC SITE**

<https://www.ponyclub.org/Certifications/LocalLevel/Certifications.aspx>

→ What you will find on this page...

- ◆ RUBRICs for C3 only - A MUST for all C3 candidates; look at even as B, A
- ◆ Supplemental reading
- ◆ Standards of Proficiency (SOPS)
- ◆ Test Sheets
- ◆ Checklists
- ◆ Pony Club IQ
- ◆ Educational Partners
- ◆ Lesson planning
- ◆ **Videos / quizzes** - *screenshot on previous slide*

How to BEST prepare for your National Certification

- Participate in the Upper Level Clinic program
 - ◆ As early as possible
 - ◆ As much as possible
 - ◆ Multiple exposure to National Examiners
 - Feedback
 - Practice with different NE's
 - Reduces stress at testings
- National Testing Calendar
 - ◆ MUST submit registration 12 weeks prior to test date
 - ◆ <https://www.ponyclub.org/Calendars/Testing>

Kerry McKinley - Great Lakes Region RIC

Regional Instruction Coordinator

mckinley.kerry@gmail.com

Lisa McCormack - Great Lakes Region RTC

Regional Testing Coordinator

mroger772@aol.com

